


P-Box allows user to link their motorized shutters, blinds, and curtains into Internet via Wi-Fi or Ethernet, enabling control via smart APP and interaction with other IoT products.


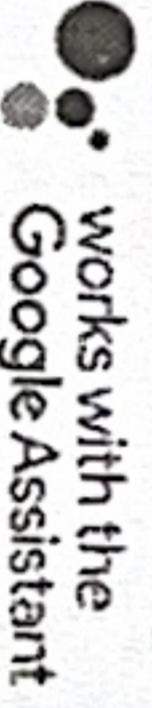

### Step 1 Download APP

Please scan below QR code.



### Step 2

Please scan below QR code to learn more about link up Connector Bridge with home router, setup Connector APP, and establish connection with other IoT applications.



### Program / Pairing:

Press and hold program button for about 2 seconds, then release until the LED blinks purple.

#### Reset:

Press and hold program button for about 10 seconds, then release until the LED blinks red.

### Product Parameter

#### ⚠ Indoor use only

Internet	2.4G Wi-Fi (802.11 b/g/n), Ethernet
Power	USB Type-C, PoE PD*
Radio frequency	433.05~434.79MHz
Dimension	L75 * W75 * H31.5 (mm)

\* Only DD7006 and DD7006B support PoE PD function.

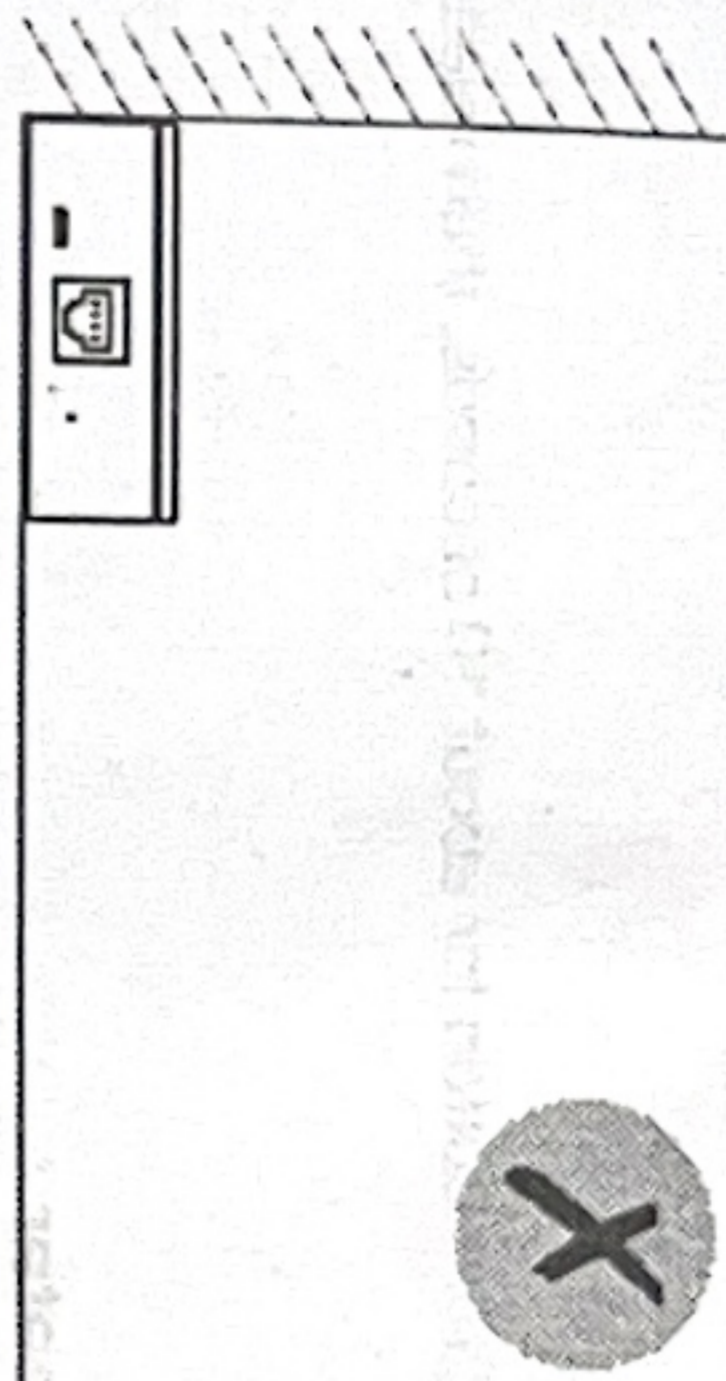
### Status Indicator

Color	Meaning	Duration
— Constant Blue	Working fine	Constant
--- Slow Flashing Red	Network is disconnected	Continuously till status change
--- Slow Flashing Yellow	Network is connected	Continuously till status change
••••• Quick Flashing Red	Bridge reset	5 times
--- Slow Flashing Purple	Pairing underway	Continuously till status change
--- Slow Flashing Green	Upgrade in progress	Continuously till status change






**Caution**



1. Stay clear of concrete walls or corners



2. Keep away from electric appliances



Quick Start Guide for

**P-BOX**

